

vtech[®]

User's Manual

Twirl & Learn Animal Top™



© 2016 VTech
Printed in China
91-003197-000 US

Dear Parent,

*Ever notice the look on your baby's face when they learn something new through their own discovery? These self-accomplished moments are a parent's greatest reward. To help fulfill them, VTech® created the **Infant Learning**® series of toys.*

*These unique interactive learning toys directly respond to what children do naturally – play! Using innovative technology, these toys react to baby's interactions, making each play experience fun and unique as they learn age-appropriate concepts like first words, numbers, shapes, colors and music. More importantly, VTech®'s **Infant Learning**® toys develop baby's mental and physical abilities by inspiring, engaging and teaching.*

At VTech®, we know that a child has the ability to do great things. That's why all of our electronic learning products are uniquely designed to develop a child's mind and allow them to learn to the best of their ability. We thank you for trusting VTech® with the important job of helping your child learn and grow!

Sincerely,

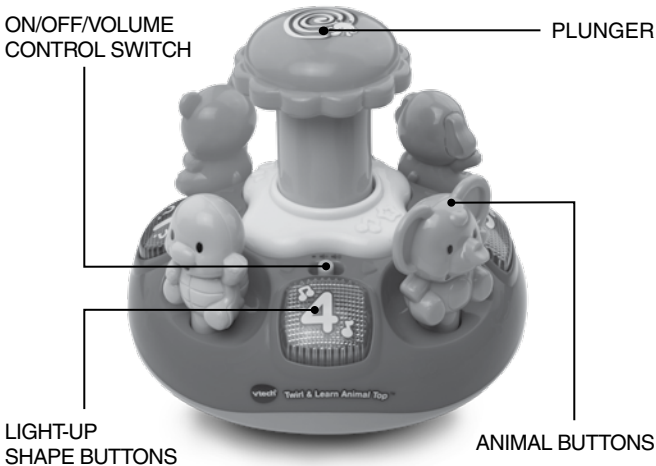
Your friends at VTech®

To learn more about VTech® toys, visit vtechkids.com

INTRODUCTION

Thank you for purchasing the **VTech® Twirl & Learn Animal Top™** learning toy!

The **Twirl & Learn Animal Top™** is an adorable spinning top with lights, sounds and music! 3D characters and light-up shape buttons teach animals, colors, shapes and more! Fun songs, music and friendly phrases encourage discovery. Baby will develop an awareness of cause-and-effect while spinning the top and pressing the buttons.



INCLUDED IN THIS PACKAGE

- One VTech® Twirl & Learn Animal Top™ learning toy
- One instruction manual

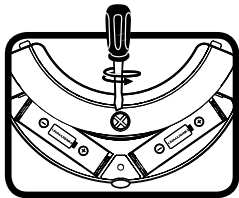
WARNING: All packing materials, such as tape, plastic sheets, wire ties and tags are not part of this toy and should be discarded for your child's safety.

ATTENTION: Pour la sécurité de votre enfant, débarrassez-vous de tous les produits d'emballage tels que rubans adhésifs, feuilles de plastique, attaches étiquettes. Ils ne font pas partie du jouet.

NOTE: Please keep user's manual as it contains important information.

BATTERY INSTALLATION

- 1 Make sure the unit is turned **OFF**.
- 2 Locate the battery cover on the bottom of the unit. Use a screwdriver to loosen the screw.
- 3 Install 2 new 'AA' batteries following the diagram inside the battery box. (The use of new alkaline batteries is recommended for maximum performance.)
- 4 Replace the battery cover and tighten the screw to secure.






BATTERY NOTICE


- Use new alkaline batteries for maximum performance.
- Use only batteries of the same or equivalent type as recommended.
- Do not mix different types of batteries: alkaline, standard (carbon-zinc) or rechargeable (Ni-Cd, Ni-MH), or new and used batteries.
- Do not use damaged batteries.
- Insert batteries with the correct polarity.
- Do not short-circuit the battery terminals.
- Remove exhausted batteries from the toy.
- Remove batteries during long periods of non-use.
- Do not dispose of batteries in fire.
- Do not charge non-rechargeable batteries.
- Remove rechargeable batteries from the toy before charging (if removable).

WE DO NOT RECOMMEND THE USE OF RECHARGEABLE BATTERIES.

PRODUCT FEATURES

1 ON/OFF/VOLUME CONTROL SWITCH

To turn the unit **ON**, slide the **ON/OFF/VOLUME CONTROL SWITCH** to the **LOW VOLUME** () or **HIGH VOLUME** () position. To turn the unit **OFF**, slide the **ON/OFF/VOLUME CONTROL SWITCH** to the **OFF** () position.




2 AUTOMATIC SHUT-OFF

To preserve battery life, the **VTech® Twirl & Learn Animal Top™** will automatically power-down after approximately 60 seconds without input. The unit can be turned on again by pressing any button or by pushing down on the plunger.

ACTIVITIES

- 1 Slide the **on/off/volume control switch** to turn the unit on. You will hear fun sounds, a phrase and a playful song. The lights will flash with the sounds.



- 2 Press the **animal buttons** to learn the names and colors of the animals as well as hear fun phrases, songs and melodies. The lights will flash with the sounds.



- 3 Press the **circle button** to learn the shape and number, and hear simple questions. The lights will flash with the sounds.



- 4 Press the **star button** to learn the shape and number, and hear a variety of playful songs. The lights will flash with the sounds.



- 5 Press the **triangle** or **square button** to learn shapes and numbers, and hear a variety melodies. The lights will flash with the sounds.
- 6 Press down on the **plunger** to spin the top and hear a variety of fun sounds. The lights will flash with the sounds.



MELODY LIST

1. BINGO
2. Bear Went Over the Mountain
3. Bicycle Built for Two
4. Clementine
5. Chicken Reel
6. Teddy Bears' Picnic
7. Little Miss Muffet
8. Yankee Doodle
9. Hot Cross Buns
10. Old MacDonald Had a Farm
11. Pop! Goes the Weasel
12. London Bridge
13. Froggy Went a Courtin'
14. Three Blind Mice
15. Daring Young Man on the Flying Trapeze
16. Sing a Song a Sixpence
17. Glow Worm
18. Polly Put the Kettle On
19. Big Rock Candy Mountain
20. Animal Fair

SUNG SONG LYRICS

SONG 1

Giggle and spin and zoom round and round.

SONG 2

1, 2, 3, 4, shapes and numbers to explore!

SONG 3

Press, spin and watch the animals go!

CARE & MAINTENANCE

1. Keep the unit clean by wiping it with a slightly damp cloth.
2. Keep the unit out of direct sunlight and away from any direct heat source.
3. Remove the batteries when the unit will not be in use for an extended period of time.
4. Do not drop the unit on hard surfaces and do not expose the unit to moisture or water.

TROUBLESHOOTING

If for some reason the program/activity stops working, please follow these steps:

1. Please turn the unit **OFF**.
2. Interrupt the power supply by removing the batteries.
3. Let the unit stand for a few minutes, then replace the batteries.
4. Turn the unit **ON**. The unit should now be ready to play again.
5. If the product still does not work, replace with an entire set of new batteries.

If the problem persists, please call our Consumer Services Department at 1-800-521-2010 in the U.S. or 1-877-352-8697 in Canada, or by going to our web site at www.vtechkids.com and filling out our Contact Us form located under the Customer Support link. A service representative will be happy to help you.

IMPORTANT NOTE:

Creating and developing **VTech**[®] products is accompanied by a responsibility that we at **VTech**[®] take very seriously. We make every effort to ensure the accuracy of the information, which forms the value of our products. However, errors sometimes can occur. It is important for you to know that we stand behind our products and encourage you to call our Consumer Services Department on at 1-800-521-2010 in the U.S. or 1-877-352-8697 in Canada, or by going to our web site at www.vtechkids.com and filling out our Contact Us form located under the Customer Support link with any problems and/or suggestions that you might have. A service representative will be happy to help you.

Note:

This equipment has been tested and found to comply with the limits for a Class B digital device, pursuant to Part 15 of the FCC Rules. These limits are designed to provide reasonable protection against harmful interference in a residential installation. This equipment generates, uses and can radiate radio frequency energy and, if not installed and used in accordance with the instructions, may cause harmful interference to radio communications. However, there is no guarantee that interference will not occur in a particular installation. If this equipment does cause harmful interference to radio or television reception, which can be determined by turning the equipment off and on, the user is encouraged to try to correct the interference by one or more of the following measures:

- Reorient or relocate the receiving antenna.
- Increase the separation between the equipment and receiver.
- Connect the equipment into an outlet on a circuit different from that to which the receiver is connected.
- Consult the dealer or an experienced radio/TV technician for help.

THIS DEVICE COMPLIES WITH PART 15 OF THE FCC RULES. OPERATION IS SUBJECT TO THE FOLLOWING TWO CONDITIONS: (1) THIS DEVICE MAY NOT CAUSE HARMFUL INTERFERENCE, AND (2) THIS DEVICE MUST ACCEPT ANY INTERFERENCE RECEIVED, INCLUDING INTERFERENCE THAT MAY CAUSE UNDESIRE OPERATION.

CAN ICES-3 (B)/NMB-3(B)

Caution: Changes or modifications not expressly approved by the party responsible for compliance could void the user's authority to operate the equipment



PRODUCT WARRANTY

This Warranty is applicable only to the original purchaser, is non-transferable and applies only to "VTECH" products or parts. This product is covered by a 3-month Warranty from the original purchase date, under normal use and service, against defective workmanship and materials. This Warranty does not apply to (a) consumable parts, such as batteries; (b) cosmetic damage, including but not limited to scratches and dents; (c) damage caused by use with non-VTECH products; (d) damage caused by accident, misuse, unreasonable use, immersion in water, neglect, abuse, battery leakage, or improper installation, improper service, or other external causes; (e) damage caused by operating the product outside the permitted or intended uses described by VTECH in the owner's manual; (f) a product or part that has been modified (g) defects caused by normal wear and tear or otherwise due to the normal aging of the product; or (h) if any VTECH serial number has been removed or defaced.

Prior to returning a product for any reason, please notify the VTECH Consumer Services Department, by sending an email to vtechkids@vtechkids.com or calling 1-800-521-2010. If the service representative is unable to resolve the issue, you will be provided instructions on how to return the product and have it replaced under Warranty. Return of the product under Warranty must adhere to the following rules:

If VTECH believes that there may be a defect in the materials or workmanship of the product and can confirm the purchase date and location of the product, we will at our discretion replace the product with a new unit or product of comparable value. A replacement product or parts assumes the remaining Warranty of the original product or 30 days from the date of replacement, whichever provides longer coverage.

THIS WARRANTY AND THE REMEDIES SET FORTH ABOVE ARE EXCLUSIVE AND IN LIEU OF ALL OTHER WARRANTIES, REMEDIES AND CONDITIONS, WHETHER ORAL, WRITTEN, STATUTORY, EXPRESS OR IMPLIED. IF VTECH CANNOT LAWFULLY DISCLAIM STATUTORY OR IMPLIED WARRANTIES THEN TO THE EXTENT PERMITTED BY LAW, ALL SUCH WARRANTIES SHALL BE LIMITED TO THE DURATION OF THE EXPRESS WARRANTY AND TO THE REPLACEMENT SERVICE AS DETERMINED BY VTECH IN ITS SOLE DISCRETION.

To the extent permitted by law, VTECH will not be responsible for direct, special, incidental or consequential damages resulting from any breach of Warranty.

This Warranty is not intended to persons or entities outside the United States of America. Any disputes resulting from this Warranty shall be subject to the final and conclusive determination of VTECH.